



Delta DE3 Valve Family

The DELTA DE3 double valve family consists of

- The standard DELTA DE3 valve
- The change-over version DELTA DEU3
- The tank-outlet version DELTA DET3

It combines all the advantages of a modern mix proof valve: Water hammer safe, low leakage design as well as easy service and maintenance. The DELTA DE3 is EHEDG approved. For applications that do not require a seat lifting device, the DELTA DE3 provides a cost effective alternative to the advanced technology of the DELTA DA3+ valve.

Characteristics

The DELTA DE3 valve family is designed for hygienic applications. They can be found in the brewery, beverages, and within the chemical and pharmaceutical industries.

Application Range

The DELTA DE3 valve family is perfect for installation into any hygienic process plant where safe separation of media from each other or from CIP fluid must be ensured. Any leakage that might occur is safely drained off to the atmosphere, which makes it easy to identify leakages. The inside surfaces are cleaned during pipe cleaning and the leakage chamber is cleaned by the built-in spray nozzle.

Features and Benefits

- Two independently operating valve shafts combined with a large leakage chamber ensure 100% safe separation of incompatible fluids
- No sump or dome due to the smooth ball shaped valve housing design. This ensures easy cleanability and short cleaning time
- The valve is fully balanced and safeguards operation in case of water hammer in the upper or lower housing
- Minimized leakage during transition from open to closed due to radial seal design

- The neutral area between the two valve seats is efficiently cleaned by means of a built-in spray nozzle
- Clearly marked profile seals ensure gap-free sealing
- Compact and ergonomic design facilitates installation and maintenance and the footprint, especially for the manifolds, is reduced
- The DELTA DE3 valve family is designed to be NC (normally closed)
- Valve maintenance can be made without compressed air and special tools
- A total of 5 (6 for DEU3) product wetted seals
- All seat seals are identical, which means that inventory costs can be kept at a minimum. Upper and lower shaft seals are likewise identical
- There are three types of seal kits which cover all valve sizes:
Seal Kit I: for 1.5" to 2.5"/DN40 to DN65; Seal Kit II: for 3" and 4"/DN80 and DN100; and Seal Kit III: for 6"/DN125 and DN150.
- The spring cylinder is completely maintenance free and covered by a five-year APV guarantee

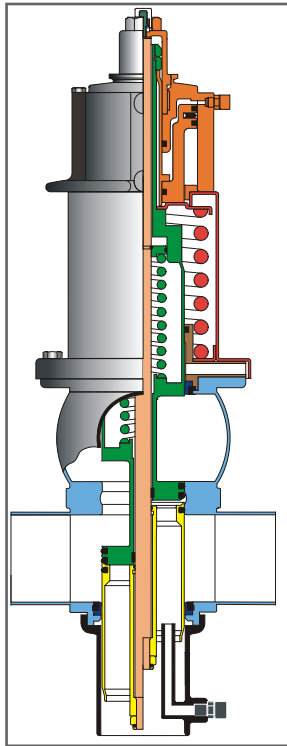
Options

The balancer of the upper valve shaft and the outer surfaces of the lower valve shaft can be cleaned if necessary. This option is built into the standard valve but needs additional fittings to function. The extra fittings are easily mounted to the standard valve.

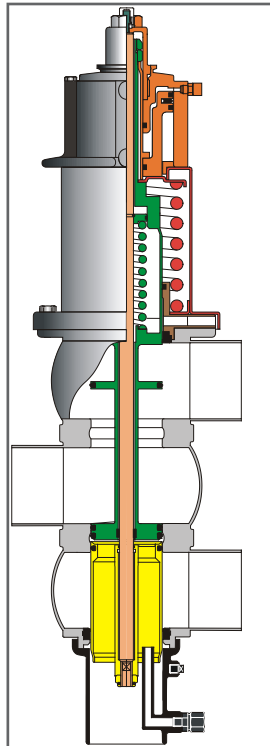
Valve Feedback

If valve position feedback is needed, the valve can be supplied with either a simple proximity switch or with one of the DELTA CU control units. The control units can be connected direct to a PLC system (DELTA CU Direct connect).

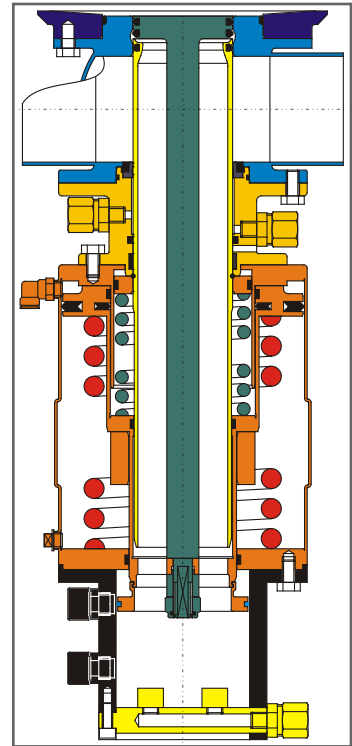
Optional to support fieldbus protocols like ASI, Profibus and DeviceNet.



DE3 without CU



DEU3



DET3

Technical data	DE3	DEU3	DET3
Sizes	1.5"-4" + 6" OD tube DN40-DN150	1.5"-4" OD tube DN40-DN100	1.5"-4" OD tube DN40-DN100
Product wetted parts	AISI 316L		
Non-product wetted parts	AISI 304 and PP		
Seal materials	Standard EPDM Optional FPM and HNBR All elastomer and plastic seal materials conform to the FDA requirements		
Max. temperature	EPDM and HNBR 275°F (135°C) and short time 284°F (140°C) FPM 275°F (135°C) for oil and air (not recommended for hot water, products with high water content and steam)		
Max. line pressure	145 psi / 10 bar		
Min. control air pressure	87 psi / 6 bar		
Max. control air pressure	145 psi / 10 bar		
Max. tank pressure	NA	NA	73 psi / 5 bar

APV, An SPX Brand
 Phone: (888) 278-4321
 Email: answers.us@apv.com

For more information about our worldwide locations, approvals, certifications, and local representatives, please visit www.apv.com.

SPX Corporation reserves the right to incorporate our latest design and material changes without notice or obligation.

Design features, materials of construction and dimensional data, as described in this bulletin, are provided for your information only and should not be relied upon unless confirmed in writing.

Issued: 08/2008 8000-02-08-2008-US

Copyright © 2008 SPX Corporation

SPX
 WHERE IDEAS MEET INDUSTRY