



## Large Diameter Fittings



Stainless Steel Flow Control Equipment for the Food  
and Beverage, Dairy, Cosmetics, Biotechnology,  
Pharmaceutical and Electronics Processing Industries

# Large Diameter Tubing and Fittings



Top Line offers single source service of quality 6 inch tubing and fittings. All major components are shipped promptly from our plant. Special order 8 inch, 10 inch, 12 inch, and other sizes are also available for unique applications. Call us with your inquiries.

## Fitting Specifications

- 304, 304L, 316L
- A269, A774
- Polished, unpolished
- .109" wall thickness (6" & 8")
- .134" wall thickness (10" & 12")
- 6", 8", 10", & 12" O.D.

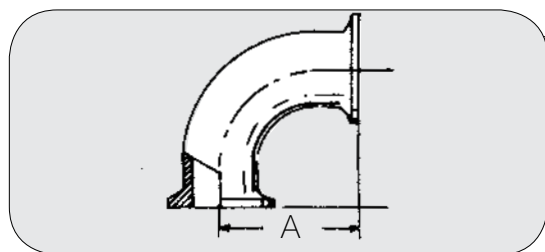
## Tubing Specifications

- 304L, 316L
- A269, A778
- Polished, unpolished
- .109" wall x 20'
- 6", 8", 10", & 12" O.D.

## ELBOWS & TEES

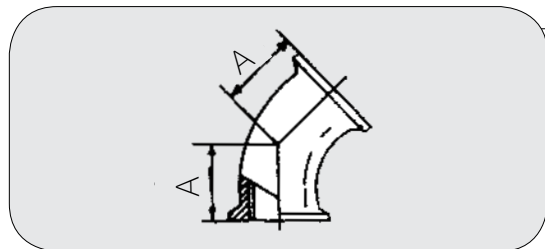
LARGE DIAMETER FITTINGS

**TOP LINE**



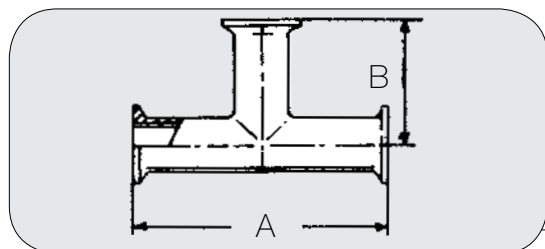
### 2CMP - 90° ELL

SIZE	A	STOCK NO.
6	9-3/4	32760-7
8	12-7/8	32780-7
10	15-7/8	327100-7
12	19	327120-7



### 2KMP - 45° ELL

SIZE	A	STOCK NO.
6	4-1/2	32860-7
8	5-7/8	32880-7
10	7-1/8	328100-7
12	8-1/2	328120-7

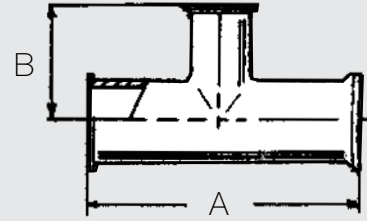


### 7MP - TEE

SIZE	A	B	STOCK NO.
6	11-1/2	5-3/4	321160-7
8	15-3/4	7-7/8	321180-7
10	18-3/4	10-1/4	3211100-7
12	22	11	3211120-7

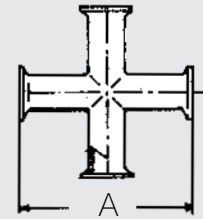
### 7RMP REDUCING TEE

SIZE	A	B	STOCK NO.
6 X 3	11-1/2	5-1/2	321160R30-7
6 X 4	11-1/2	5-5/8	321160R40-7
8 X 3	15-3/4	7-1/2	321180R30-7
8 X 4	15-3/4	7-5/8	321180R40-7
8 X 6	15-3/4	7-3/4	321180R60-7
10 X 3	18-3/4	9	3211100R30-7
10 X 4	18-3/4	9-1/8	3211100R40-7
10 X 6	18-3/4	9-1/4	3211100R60-7
10 X 8	18-3/4	9-3/8	3211100R80-7
12 X 3	22	10-1/2	3211120R30-7
12 X 4	22	10-5/8	3211120R40-7
12 X 6	22	10-3/4	3211120R60-7
12 X 8	22	10-7/8	3211120R80-7
12 X 10	22	10-7/8	3211120R100-7



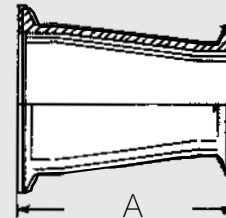
### 9MP CROSS

SIZE	A	STOCK NO.
6	11-1/2	3210160
8	15-3/4	3210180
10	18-3/4	32101100
12	22	32101120



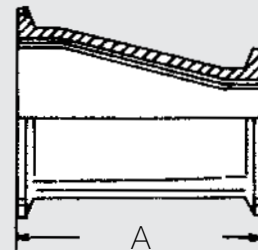
### 31-14MP CONCENTRIC REDUCER

SIZE	A	STOCK NO.
6 X 3	7-1/2	328460
6 X 4	5-3/8	328460A
8 X 3	7-3/8	328480
8 X 4	7-1/2	328480A
8 X 6	7-5/8	328480B
10 X 6	8-3/4	3284100
10 X 8	8-3/4	3284100A
12 X 8	9-7/8	3284120
12 X 10	9-7/8	3284120A



### 32-14MP ECCENTRIC REDUCER

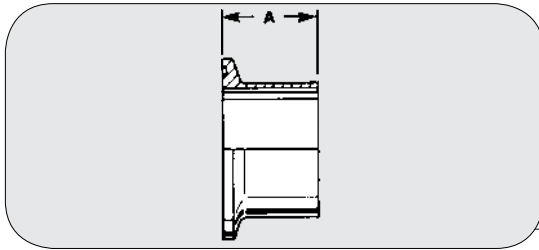
SIZE	A	STOCK NO.
6 X 3	7-1/2	328560
6 X 4	5-1/2	328560A
8 X 3	7-3/8	328580
8 X 4	7-1/2	328580A
8 X 6	7-5/8	328580B
10 X 6	8-3/4	3285100
10 X 8	8-3/4	3285100A
12 X 8	9-7/8	3285120
12 X 10	9-7/8	3285120A



### 14WMP SHORT WELD FERRULE

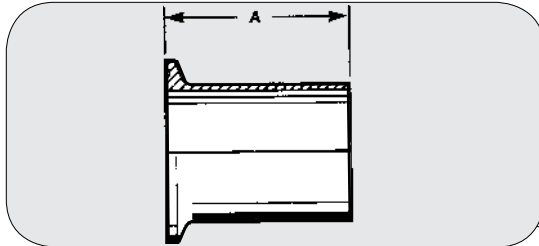
SIZE	A	STOCK NO.
6	3/4	32260
8	7/8	32280
10	7/8	322100
12	1	322120





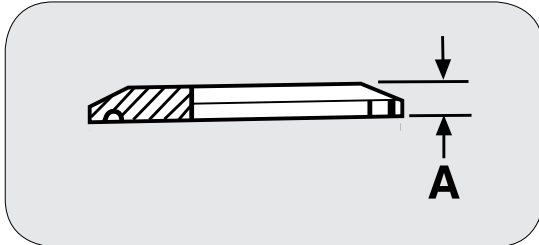
L14AM7 - BUTT WELDING FERRULE

SIZE	A	STOCK NO.
6	1-1/2	327560
8	1-1/2	327580
10	1-1/2	3275100
12	1-1/2	3275120



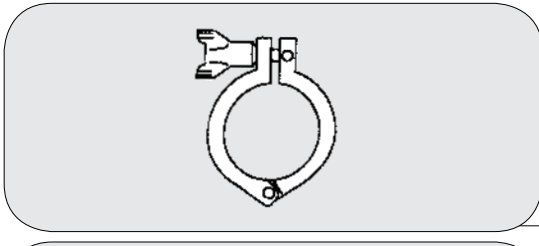
14WLMP - TANK WELDING SPUD-LIGHT

SIZE	A	STOCK NO.
6	6	327760-7
8	6	327780-7
10	6	3277100-7
12	6	3277120-7



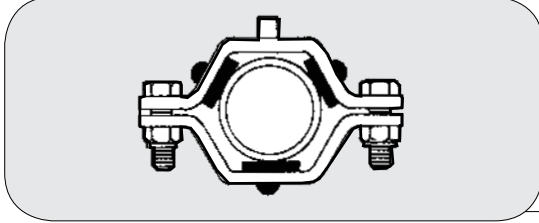
16AMP - SOLID END CAP

SIZE	A	STOCK NO.
6	1/2	329860
8	1/2	329880
10	1/2	3298100
12	1/2	3298120



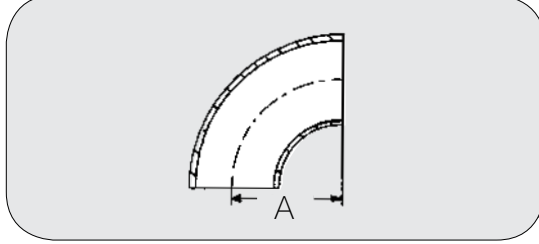
HEAVY DUTY CLAMP

SIZE	13LAH	13MHM	13MHP
6	3299960	N/A	329960HP
8	3299980	329980	N/A
10	N/A	3299100	N/A
12	N/A	3299120	N/A



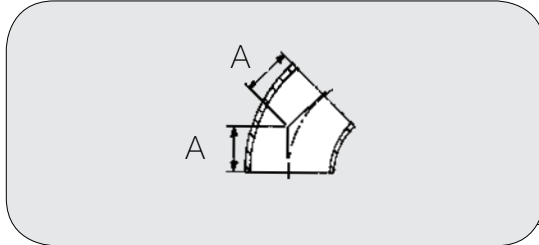
TUBING HANGER

SIZE	B24W	C24T	B24W W/ PP INSERT	C24T W/ PP INSERT
6	32D-60	32C-60	32D-60PP	32C-60PP
8	32D-80	32C-80	32D-80PP	32C-80PP
10	32D-100	32C-100	N/A	N/A
12	32D-120	32C-120	N/A	N/A



2WCL - 90° WELD ELL

SIZE	A	STOCK NO.
6	9	3530160
8	12	3530180
10	15	35301100
12	18	35301120

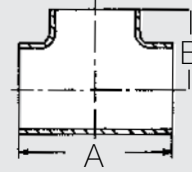


2WK - 45° WELD ELL

SIZE	A	STOCK NO.
6	3-3/4	3530360
8	5	3530380
10	6-1/4	35303100
12	7-1/2	35303120

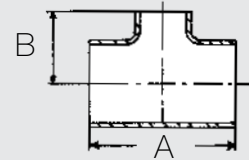
### 7W - WELD TEE

SIZE	A	B	STOCK NO.
6	10	5	3530660
8	14	7	3530680
10	17	8-1/2	35306100
12	20	10	35306120



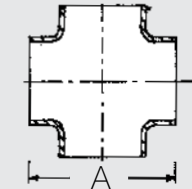
### 7WR - REDUCING WELD TEE

SIZE	A	B	STOCK NO.
6 X 3	10	5	3530560R-30
6 X 4	10	5	3530560R-40
8 X 3	14	7	3530580R-30
8 X 4	14	7	3530580R-40
8 X 6	14	7	3530580R-60
10 X 3	17	8-1/2	35305100R-30
10 X 4	17	8-1/2	35305100R-40
10 X 6	17	8-1/2	35305100R-60
10 X 8	17	8-1/2	35305100R-80
12 X 3	20	10	35305120R-30
12 X 4	20	10	35305120R-40
12 X 6	20	10	35305120R-60
12 X 8	20	10	35305120R-80
12 X 10	20	10	35305120R-100



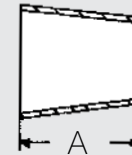
### 9W - WELD CROSS

SIZE	A	STOCK NO.
6	10	3530460
8	14	3530480
10	17	35304100
12	20	35304120



### 31W - CONCENTRIC WELD REDUCER

SIZE	A	STOCK NO.
6 X 3	6	3530860-30
6 X 4	4	3530860-40
8 X 3	6	3530880-30
8 X 4	6	3530880-40
8 X 6	6	3530880-60
10 X 6	7	35308100-60
10 X 8	7	35308100-80
12 X 8	8	35308120-80
12 X 10	8	35308120-100

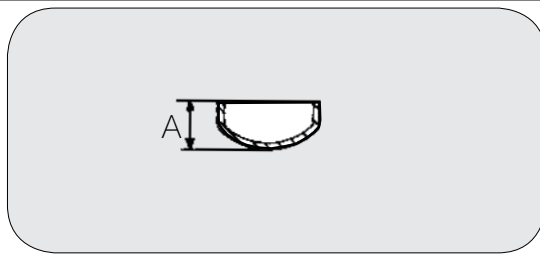


### 32W - ECCENTRIC WELD REDUCER

SIZE	A	STOCK NO.
6 X 3	6	3530960-30
6 X 4	4	3530960-40
8 X 3	6	3530980-30
8 X 4	6	3530980-40
8 X 6	6	3530980-60
10 X 6	7	35309100-60
10 X 8	7	35309100-80
12 X 8	8	35309120-80
12 X 10	8	35309120-100

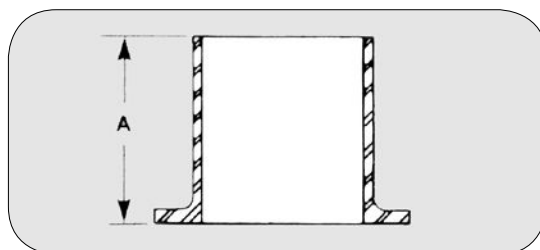


16W - WELD CAP



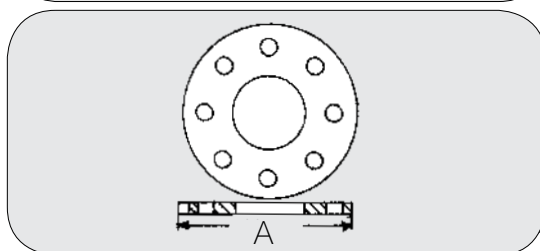
SIZE	A	STOCK
6	2	3531660S
8	2-1/2	3531680
10	3	35316100
12	-	-

14VB - STUB END



SIZE	A	STOCK
6	3	3530760LS
8	3	3530780LS
10	3-1/2	35307100LS
12	3	35307120LS

38SL - BACK-UP FLANGE



SIZE	A	STOCK
6	11	355-6
8	13	355-8
10	16	355-10
12	19	355-12



# TOP LINE

PROCESS EQUIPMENT COMPANY

... the source for  
all your product needs  
in the process industries

Contact your Top Line Representative for Assistance

Office: P.O. Box 264 · Bradford, PA 16701

Plant: 21 Valley Hunt Drive · Lewis Run, PA 16738

800-458-6095

814-362-4626

Fax: 814-362-4453

## PUMPS & STRAINERS- Centrifugal, Rotary Lobe, Filters and Strainers



## VALVES - Manual, Actuated, Diaphragm



## FITTINGS - Clamp, Sanitary Butt Weld, Bevel Seat, Tube OD Butt weld, Custom, Biopharm



## TUBING, GAUGES, SIGHT GLASSES, BRAIDED HOSE

