



FLOW
LEVEL
PRESSURE
ANALYTICAL
TEMPERATURE
INSTRUMENTATION
PASTEURIZATION CONTROLS



"IZMSG" Electromagnetic Flowmeter

- *Designed specifically for the food/beverage and dairy industries yielding proven, unsurpassed accuracy and reliability*
- *Standard two-piece design provides:*
 - *practical, easily accessible locations for operator display*
 - *protection for electronics from harsh operating environments*
- *3-A compliant; Third party verified in accordance with standard 28-04*

The IZMSG series electromagnetic flowmeter is the ideal choice for conductive fluids and slurries. Measurement accuracy is unaffected by product viscosity, density, temperature, and the presence of suspended particulates and solids. Unique signal processing methods developed from years of experience in the food and dairy industry

allows this flowmeter to provide exceptional accuracy and immunity against process and environmental variables.

Designed for simple installation and start up, the IZMSG features automatic flow ranging and user friendly parameterization. The standard 2-piece design provides optimal performance and longevity

in hot/humid process environments, typical in the food and dairy processing industries.

For more information on this flowmeter, or any of our Accurate flow products, visit www.andinst.com or call our Customer Service Department directly at 1-800-833-0081.

APPLICATIONS

- Beer
- Beverage Concentrates
- Brine
- Catsup
- CIP Solution
- Milk
- Cream
- Juices
- Molasses
- Yogurt
- Sauces



IZMSG Specifications

Flow Tube

Connections: Sanitary Tri-Clamp®, Cherry I-line
 Construction: 304 SS
 Housing: 304 SS
 Lining: PFA
 Electrodes: 316L SS
 Connection Box: 304 SS
 Wiring Connections: water tight cord grip and 1/2" NPT NPT SS conduit adapter sets supplied with each flow tube
 Max Product Temp: 325°F/165°C
 Max Inlet Pressure: 145 psi / 10 bar
 Min Inlet Pressure: 1.4 psi absolute / 0.1 bar
 Min Fluid Conductivity: 5 µS / cm

Converter

Power Requirements: Field selectable (by jumpers)
 115VAC/50-60 Hz/single phase
 230VAC/50-60 Hz/single phase
 10-30VDC available
 15VA (15 Watts)
 Fuse Protection: 315mA slow response 5x20mm
 Scaled Digital Outputs: Two (2) independent, scalable pulsed outputs
 Open collector 30V@80mA
 Opto-isolated
 1:1 pulse to pause ratio,
 1000 Hz Max.
 Output Control Signal: Open collector 30V@80mA
 Selectable from following:
 forward flow - error signal
 Analog Output: 4-20mA or 0-20mA selectable
 Max. resistive load 500 ohms

Display(option 2): Second passive analog output with Hart Communication ver. 6
 Discrete Inputs: Suspended Operation
 Remote reset internal totalizer
 10-30V input from 3k Ohm internal resistor
 Rezero Feature: Pushbutton for automatic hydraulic re-zero of flow tube during field installation
 Serial Comm: RS485 serial interface
 Control System Bus protocol,
 2-line, 20 digit alphanumeric backlit LCD display. 25 key membrane keypad
 Interconnecting Cable: 25ft. supplied as standard with factory prepared ends.
 Operating Temp: -4°F to 140°F (-20°C to 60°C)
 Converter Construction: Cast aluminum with SGBL corrosion-resistant coating

Entry Wiring

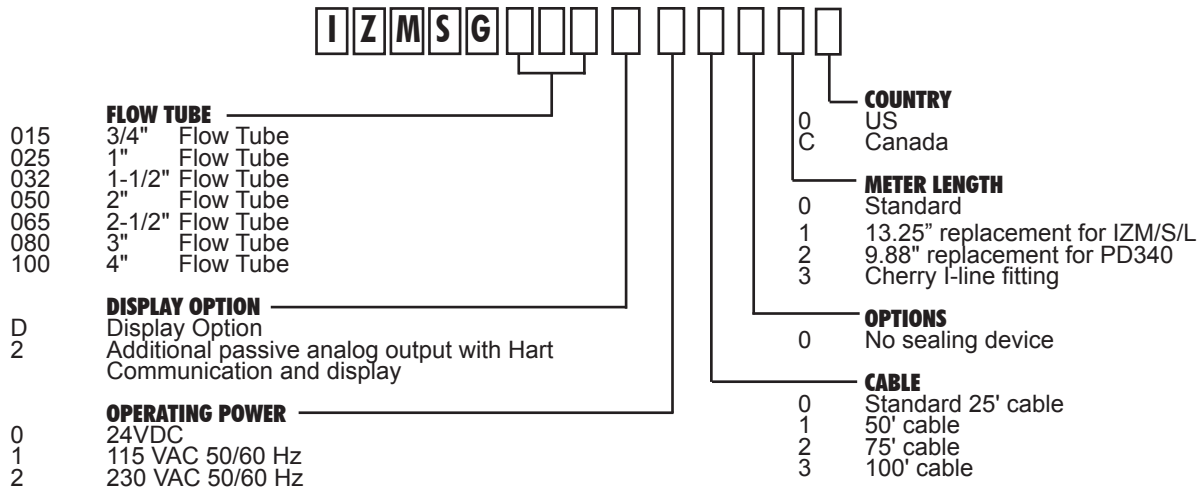
Connections: Water tight cord grip and 1/2" female SS NPT conduit adapter

FLOW RANGES

Size	Operational Flow Range	
	gal/min	ltr/min
15	0.3 - 30	1.17 - 11.7
25	0.8 - 80	3.0 - 300
32	1.3 - 130	5.0 - 500
50	3 - 300	11.7 - 1166
65	5.2 - 525	20 - 2000
80	8 - 800	30 - 3000
100	12 - 1200	46 - 4667

Accuracy ±.20% of rate ± 1 mm/sec

HOW TO ORDER



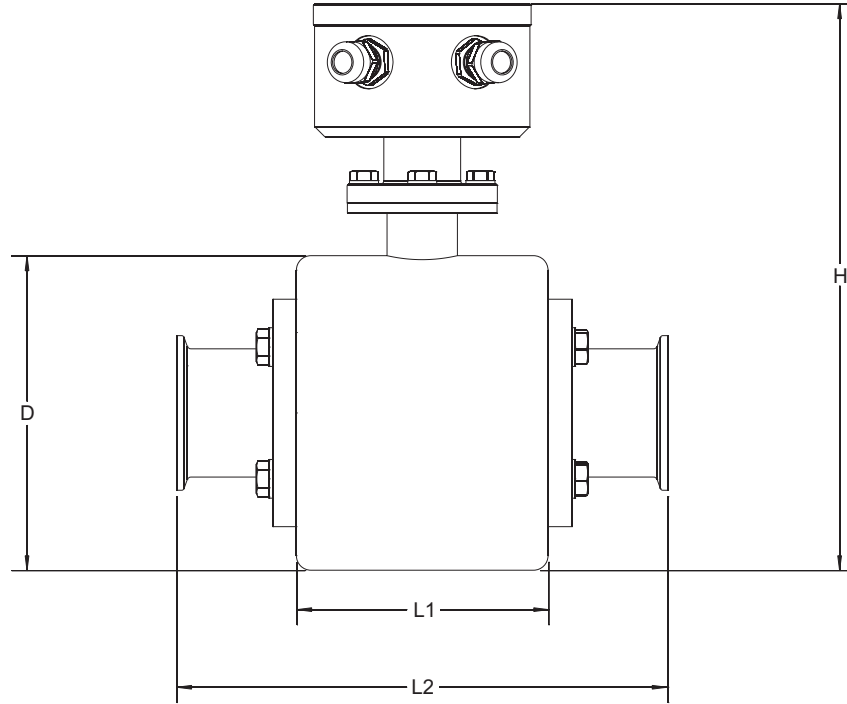
SPARE PARTS

Part Number	Description	Quantity needed
45669A0015	EPDM connection seals 3/4"	2
45669A0025	EPDM connection seals 1"	2
45669A0032	EPDM connection seals 1.5"	2
45669A0050	EPDM connection seals 2"	2
45669A0065	EPDM connection seals 2.5"	2
45669A0080	EPDM connection seals 3"	2
45669A0100	EPDM connection seals 4"	2

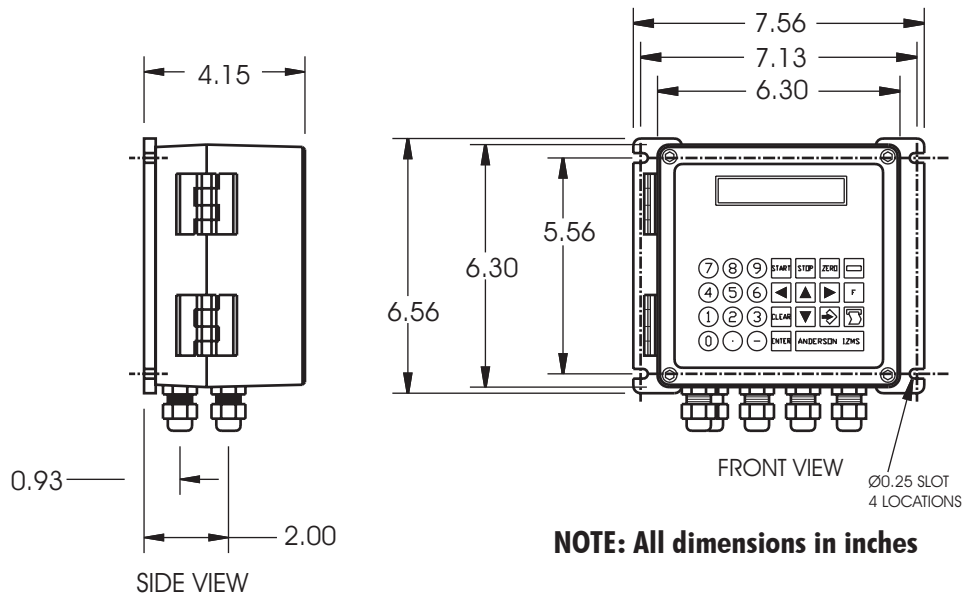
ACCESSORIES

Part Number	Description
MSD	Service Terminal Unit/ Hand-held Programmer
IZM-USB	USB Communication Interface

DIMENSIONS



Flowtube	D	H	L1	L2				Weight (lbs)
				Length Option				
				0	1	2	3	
3/4"	3.54"	8.86"	4.09"	8.00"	13.25"	9.88"	13"	11
1"	3.54"	8.86"	4.09"	8.00"	13.25"	9.88"	13"	11
1-1/2"	4.13"	9.45"	4.09"	8.00"	13.25"	9.88"	13"	11
2"	5.12"	10.43"	4.09"	8.00"	13.25"	9.88"	13"	17
2-1/2"	5.12"	10.43"	4.09"	9.00"	13.25"	9.88"	13"	17
3"	6.10"	11.42"	4.33"	9.88"	13.25"	9.88"	13"	26
4"	6.69"	12.01"	4.33"	9.88"	13.67"	9.88"	14"	34



NOTE: All dimensions in inches



FORM AIC 5069 ©8/10
Effective: 12/13/10
Supersedes: 8/26/10

ANDERSON INSTRUMENT CO., INC • 156 AURIESVILLE RD. • FULTONVILLE, NY 12072 • USA • 800-833-0081 • FAX 518-922-8997
ANDERSON INSTRUMENT CO. LP • 400 BRITANNIA RD. EAST, UNIT 1 • MISSISSAUGA, ONTARIO L4Z 1X9 • CANADA • 905-568-1440 • FAX 905-568-1652
NEGELE MESSTECHNIK GmbH (A Division of Anderson) • RAIFFEISENWEG 7 • D-87743 EGG A. D. GÜNZ • GERMANY • +49 (0) 8333/9204-0 • FAX +49 (0) 8333/9204-49

www.andinst.com